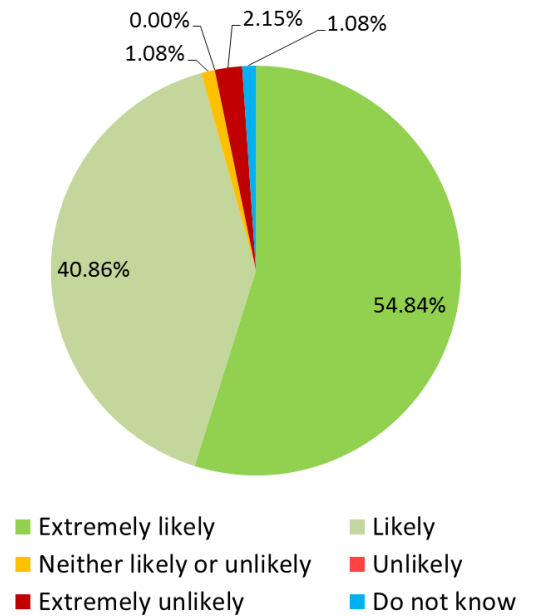


April – December 2015

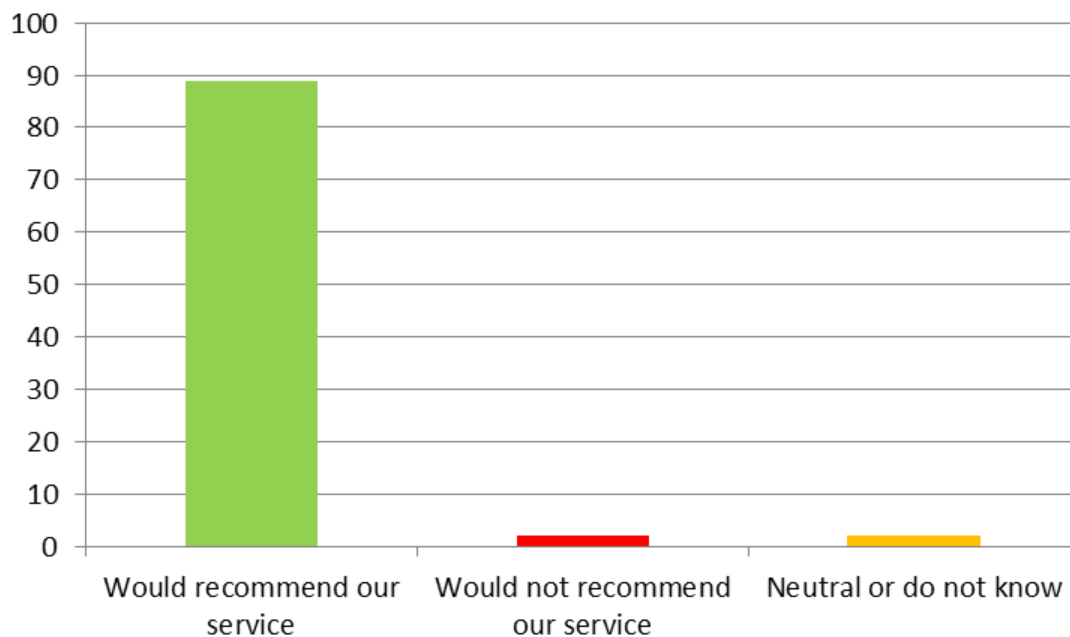
GP – Riverside Practice

Number of responses: 93

Recommendation	Amount	%age
Extremely likely	51	54.84%
Likely	38	40.86%
Neither likely or unlikely	1	1.08%
Unlikely	0	0.00%
Extremely unlikely	2	2.15%
Do not know	1	1.08%



Recommendation	Amount	%age
Would recommend our service	89	95.70%
Would not recommend our service	2	2.15%
Neutral or do not know	2	2.15%

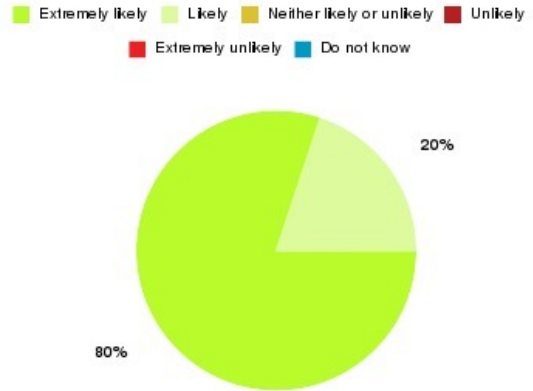


Summarised Report April 2015

Overall GP – Riverside Practice Summary

Number of responses: 5

Recommendation	Amount	Percentage
Extremely likely	4	80.000%
Likely	1	20.000%
Neither likely or unlikely	0	0.000%
Unlikely	0	0.000%
Extremely unlikely	0	0.000%
Do not know	0	0.000%



Recommendation	Amount	Percentage
Would recommend our service	5	100.000%
Would not recommend our service	0	0.000%
Neutral or do not know	0	0.000%



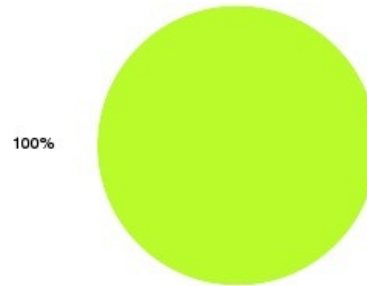
Summarised Report May 2015

Overall GP – Riverside Practice Summary

Number of responses: 1

Recommendation	Amount	Percentage
Extremely likely	1	100.000%
Likely	0	0.000%
Neither likely or unlikely	0	0.000%
Unlikely	0	0.000%
Extremely unlikely	0	0.000%
Do not know	0	0.000%

■ Extremely likely
 ■ Likely
 ■ Neither likely or unlikely
 ■ Unlikely
■ Extremely unlikely
 ■ Do not know



Recommendation	Amount	Percentage
Would recommend our service	1	100.000%
Would not recommend our service	0	0.000%
Neutral or do not know	0	0.000%

■ Would recommend our service
 ■ Would not recommend our service
■ Neutral or do not know

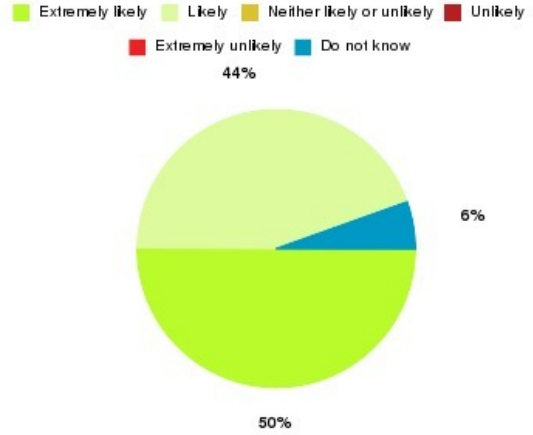


Summarised Report June 2015

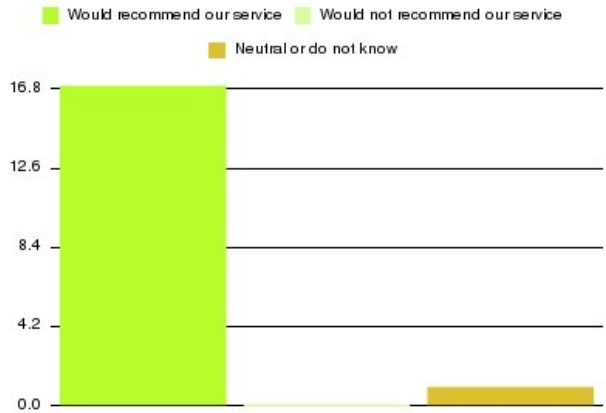
Overall GP – Riverside Practice Summary

Number of responses: 18

Recommendation	Amount	Percentage
Extremely likely	9	50.000%
Likely	8	44.444%
Neither likely or unlikely	0	0.000%
Unlikely	0	0.000%
Extremely unlikely	0	0.000%
Do not know	1	5.556%



Recommendation	Amount	Percentage
Would recommend our service	17	94.444%
Would not recommend our service	0	0.000%
Neutral or do not know	1	5.556%

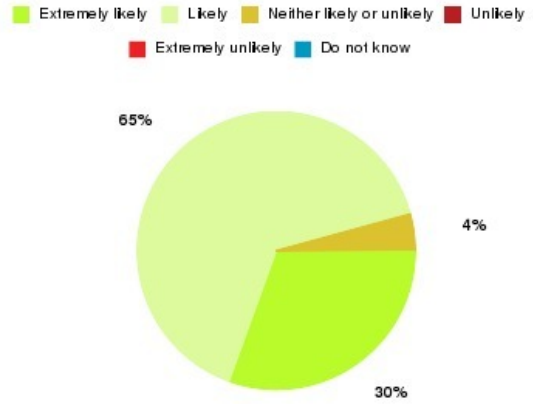


Summarised Report July 2015

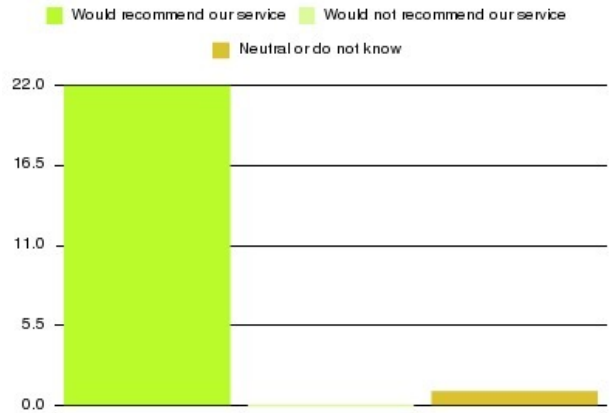
Overall GP – Riverside Practice Summary

Number of responses: 23

Recommendation	Amount	Percentage
Extremely likely	7	30.435%
Likely	15	65.217%
Neither likely or unlikely	1	4.348%
Unlikely	0	0.000%
Extremely unlikely	0	0.000%
Do not know	0	0.000%



Recommendation	Amount	Percentage
Would recommend our service	22	95.652%
Would not recommend our service	0	0.000%
Neutral or do not know	1	4.348%

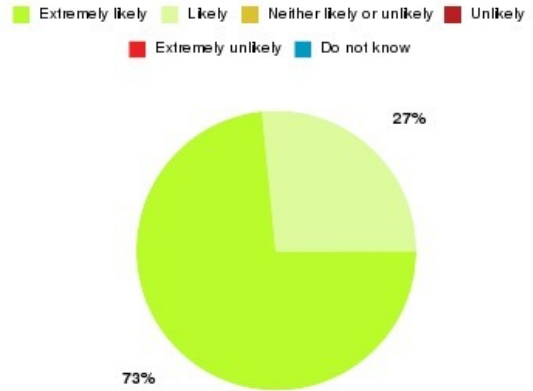


Summarised Report August 2015

Overall GP – Riverside Practice Summary

Number of responses: 15

Recommendation	Amount	Percentage
Extremely likely	11	73.333%
Likely	4	26.667%
Neither likely or unlikely	0	0.000%
Unlikely	0	0.000%
Extremely unlikely	0	0.000%
Do not know	0	0.000%



Recommendation	Amount	Percentage
Would recommend our service	15	100.000%
Would not recommend our service	0	0.000%
Neutral or do not know	0	0.000%



Summarised Report September 2015

Overall GP – Riverside Practice Summary

Number of responses: 0

Recommendation	Amount	Percentage
Extremely likely	0	0.000%
Likely	0	0.000%
Neither likely or unlikely	0	0.000%
Unlikely	0	0.000%
Extremely unlikely	0	0.000%
Do not know	0	0.000%

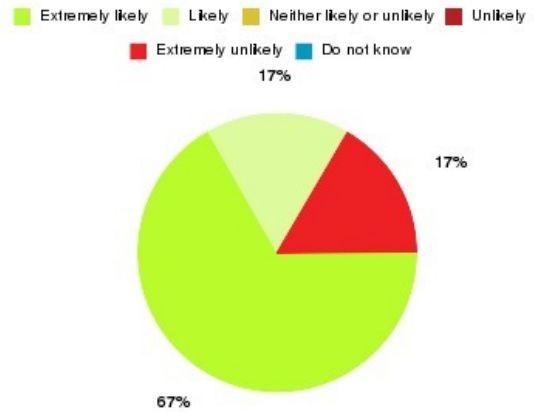
Recommendation	Amount	Percentage
Would recommend our service	0	0.000%
Would not recommend our service	0	0.000%
Neutral or do not know	0	0.000%

Summarised Report October 2015

Overall GP – Riverside Practice Summary

Number of responses: 6

Recommendation	Amount	Percentage
Extremely likely	4	66.667%
Likely	1	16.667%
Neither likely or unlikely	0	0.000%
Unlikely	0	0.000%
Extremely unlikely	1	16.667%
Do not know	0	0.000%



Recommendation	Amount	Percentage
Would recommend our service	5	83.333%
Would not recommend our service	1	16.667%
Neutral or do not know	0	0.000%

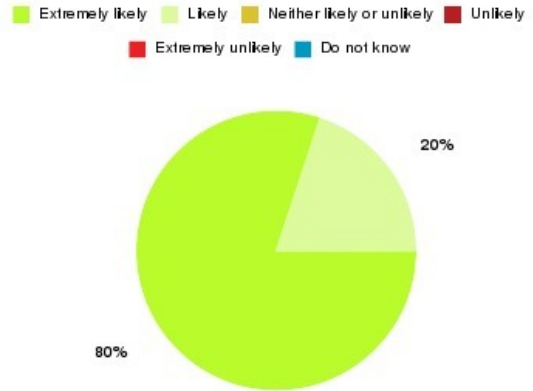


Summarised Report November 2015

Overall GP – Riverside Practice Summary

Number of responses: 10

Recommendation	Amount	Percentage
Extremely likely	8	80.000%
Likely	2	20.000%
Neither likely or unlikely	0	0.000%
Unlikely	0	0.000%
Extremely unlikely	0	0.000%
Do not know	0	0.000%



Recommendation	Amount	Percentage
Would recommend our service	10	100.000%
Would not recommend our service	0	0.000%
Neutral or do not know	0	0.000%

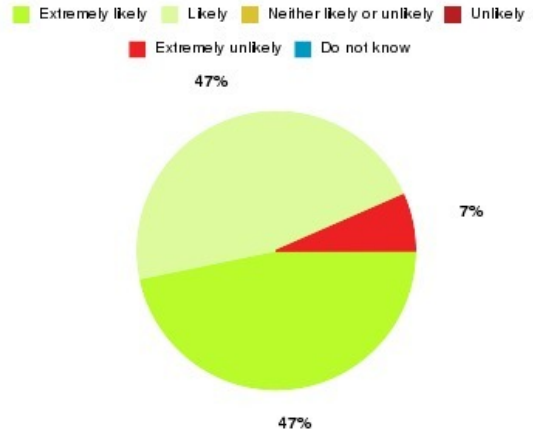


Summarised Report December 2015

Overall GP – Riverside Practice Summary

Number of responses: 15

Recommendation	Amount	Percentage
Extremely likely	7	46.667%
Likely	7	46.667%
Neither likely or unlikely	0	0.000%
Unlikely	0	0.000%
Extremely unlikely	1	6.667%
Do not know	0	0.000%



Recommendation	Amount	Percentage
Would recommend our service	14	93.333%
Would not recommend our service	1	6.667%
Neutral or do not know	0	0.000%

